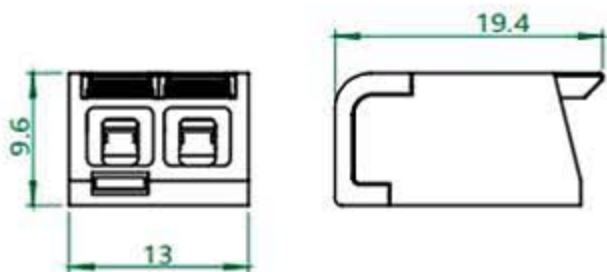
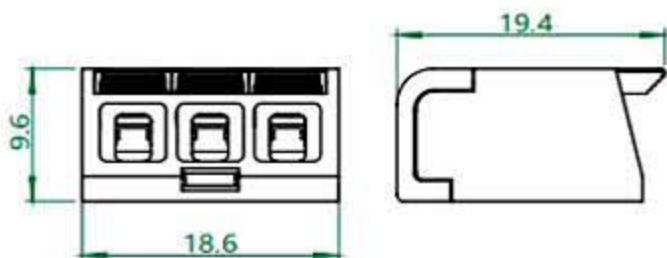




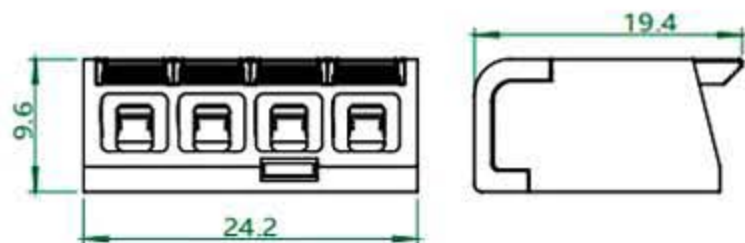
PCT-412



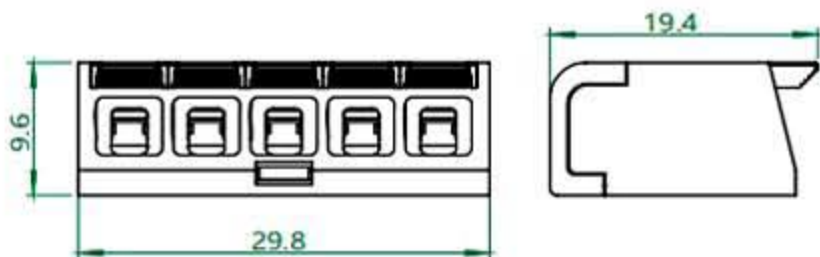
PCT-413



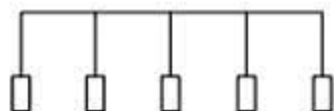
PCT-414



PCT-415



0.4~2.5mm²
0.5~4mm²
450V/4kV/32A



Model	PCT-412	PCT-413	PCT-414	PCT-415
Appearance Specification				
Reference standard	IEC	IEC	IEC	IEC
Rated voltage	450V	450V	450V	450V
Rated current	32A	32A	32A	32A
Wire diameter	0.5-4mm ²	0.5-4mm ²	0.5-4mm ²	0.5-4mm ²
Voltage resistance	4kV	4kV	4kV	4kV
Mechanical properties				
Ambient temperature	-40°C~+105°C	-40°C~+105°C	-40°C~+105°C	-40°C~+105°C
Strip length	11-12mm	11-12mm	11-12mm	11-12mm
L/W/H	19.4×13×9.6	19.4×18.6×9.6	19.4×24.2×9.6	19.4×29.8×9.6
The number of poles	2P	3P	4P	5P
Lever colour				
Plastic parts	PC,UL94,V-2	PC,UL94,V-2	PC,UL94,V-2	PC,UL94,V-2
Shrapnel	S301	S301	S301	S301
Conductor material	T2	T2	T2	T2



First Step
strip the wire 11-12mm



Second Step
Dismantle the orange operation handle straight and plug the wire into the hole.



Third Step
Push the lever horizontally to clip the wire for brake